


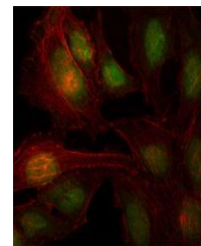
## Product Datasheet

### ZBTB7B Antibody (orb69232)

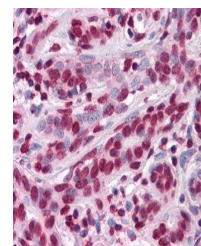
<b>Description</b>	Mouse monoclonal antibody to ZBTB7B
<b>Species/Host</b>	Mouse
<b>Reactivity</b>	Human
<b>Conjugation</b>	Unconjugated
<b>Tested Applications</b>	ELISA, ICC, IHC, WB
<b>Immunogen</b>	Purified recombinant fragment of human ZBTB7B expressed in E. Coli.
<b>Preservatives</b>	Ascitic fluid containing 0.03% sodium azide.
<b>Concentration</b>	1mg/ml
<b>Storage</b>	Maintain refrigerated at 2-8°C for up to 2 weeks. For long term storage store at -20°C in small aliquots to prevent freeze-thaw cycles.
<b>Note</b>	For research use only
<b>Isotype</b>	Mouse IgG1
<b>Clonality</b>	Monoclonal
<b>MW</b>	58kDa
<b>Entrez</b>	<b>51043</b>
<b>Dilution Range</b>	WB: 1/500 - 1/2000; IHC: 1/200 - 1/1000; ICC: 1/200 - 1/1000; ELISA: 1/10000
<b>Expiration Date</b>	12 months from date of receipt.



Western blot analysis of HEK293 (lane1)



(lane2) cell lysate using ZBTB7B antibody...



Immunofluorescence analysis of HeLa cell...