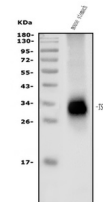


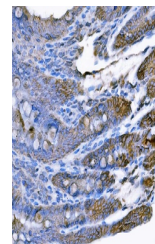
Product Datasheet

Tspan-8/Tspan8 Antibody (orb692215)

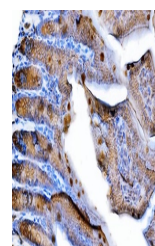
Description	Tspan-8/Tspan8 Antibody
Species/Host	Rabbit
Reactivity	Mouse, Rat
Conjugation	Unconjugated
Tested Applications	ELISA, FC, IF, IHC, WB
Immunogen	E.coli-derived mouse Tspan-8/Tspan8 recombinant protein (Position: A108-N203).
Form/Appearance	Lyophilized
Concentration	Adding 0.2 ml of distilled water will yield a concentration of 500 µg/ml.
Storage	Store at -20°C for one year from date of receipt. After reconstitution, at 4°C for one month. It can also be aliquotted and stored frozen at -20°C for six months. Avoid repeated freeze-thaw cycles.
Note	For research use only
Application notes	Tested Species: In-house tested species with positive results. Other applications have not been tested. Optimal dilutions should be determined by end users. Add 0.2ml of distilled water will yield a concentration of 500µg/ml.
Isotype	Rabbit IgG
Clonality	Polyclonal
MW	34 kDa
Uniprot ID	Q8R3G9
Dilution Range	Western blot, 0.25-0.5µg/ml, Mouse Immunohistochemistry(Paraffin-embedded Section), 2-5 µg/ml, Mouse, Rat Flow Cytometry, 1-3µg/1x10 ⁶ cells, Mouse Direct ELISA, 0.1-0.5µg/ml, Mouse
Expiration Date	12 months from date of receipt.



Western blot analysis of Tspan-8/Tspan8 ...



IHC analysis of Tspan-8/Tspan8 using ant...



IHC analysis of Tspan-8/Tspan8 using ant...