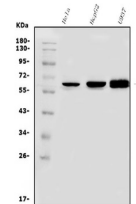


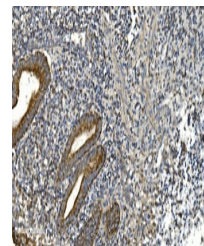
Product Datasheet

NOX2/gp91phox/CYBB Antibody (orb692167)

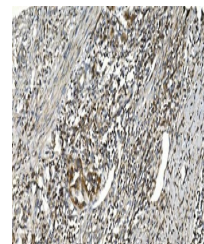
Description	NOX2/gp91phox/CYBB Antibody
Species/Host	Rabbit
Reactivity	Human
Conjugation	Unconjugated
Tested Applications	ELISA, FC, ICC, IF, IHC, WB
Immunogen	E.coli-derived human NOX2/gp91phox/CYBB recombinant protein (Position: E124-R559).
Form/Appearance	Lyophilized
Concentration	Adding 0.2 ml of distilled water will yield a concentration of 500 µg/ml.
Storage	Store at -20°C for one year from date of receipt. After reconstitution, at 4°C for one month. It can also be aliquotted and stored frozen at -20°C for six months. Avoid repeated freeze-thaw cycles.
Note	For research use only
Application notes	Tested Species: In-house tested species with positive results. Other applications have not been tested. Optimal dilutions should be determined by end users. Add 0.2ml of distilled water will yield a concentration of 500µg/ml.
Isotype	Rabbit IgG
Clonality	Polyclonal
MW	65 kDa
Uniprot ID	P04839
Expiration Date	12 months from date of receipt.



Western blot analysis of NOX2/gp91phox/C...



IHC analysis of NOX2/gp91phox/CYBB using...



IHC analysis of NOX2/gp91phox/CYBB using...