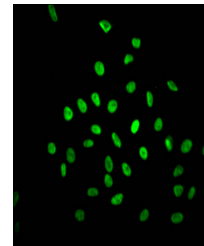


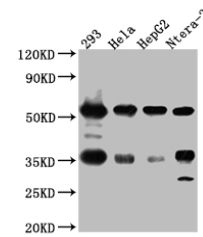
Product Datasheet

NONO antibody (orb689231)

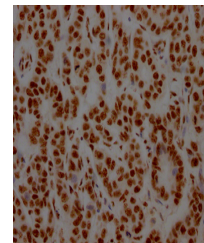
Description	Rabbit monoclonal antibody to NONO
Species/Host	Rabbit
Reactivity	Human
Conjugation	Unconjugated
Tested Applications	ELISA, IF, IHC, WB
Immunogen	A synthesized peptide derived from human NONO / p54nrb
Target	NONO
Preservatives	Rabbit IgG in phosphate buffered saline, pH 7.4, 150mM NaCl, 0.02% sodium azide and 50% glycerol.
Form/Appearance	Liquid
Storage	Maintain refrigerated at 2-8°C for up to 2 weeks. For long term storage store at -20°C in small aliquots to prevent freeze-thaw cycles.
Note	For research use only
Isotype	Rabbit IgG
Clonality	Monoclonal
Uniprot ID	Q15233
Dilution Range	WB:1:500-1:5000, IHC-P:1:50-1:200, IF:1:20-1:200
Expiration Date	12 months from date of receipt.



Immunofluorescence analysis of HeLa Cell...



Western blot analysis of 293 whole cell ...



Immunohistochemical staining of human br...