Product Datasheet

SMC1A antibody (orb688991)

Description	Rabbit monoclonal antibody to SMC1A
Species/Host	Rabbit
Reactivity	Human
Conjugation	Unconjugated
Tested Applications	ELISA, IHC, WB
Immunogen	A synthesized peptide derived from human SMC1
Target	SMC1A
Preservatives	Rabbit IgG in phosphate buffered saline, pH 7.4, 150mM NaCl, 0.02% sodium azide and 50% glycerol.
Form/Appearance	Liquid
Storage	Maintain refrigerated at 2-8°C for up to 2 weeks. For long term storage store at -20°C in small aliquots to prevent freeze-thaw cycles.
Note	For research use only
Isotype	Rabbit IgG
Clonality	Monoclonal
Uniprot ID	Q14683
Dilution Range	WB:1:500-1:5000, IHC-P:1:50-1:200
Expiration Date	12 months from date of receipt.

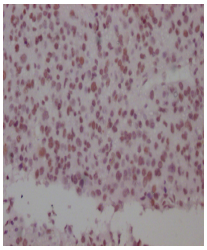

Immunohistochemical staining of human gl...



Western blot analysis of Hela whole cell...

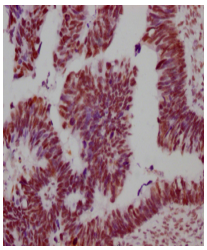

Immunohistochemical staining of human ov...

Biorbyt Ltd.
7 Signet Court, Swann's Road, Cambridge, CB5 8LA, United Kingdom
Email: **info@biorbyt.com** | Phone: **+44 (0) 1223 859-353** | Fax: +44 (0)1223 280 240

Biorbyt LLC.
68 TW Alexander Drive
Research Triangle Park
Durham, North Carolina
27709. United States
Email: **info@biorbyt.com** | Phone: **+1 (415) 906-5211** | Fax: +1 (415) 651-8558