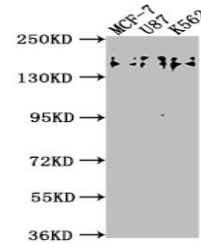


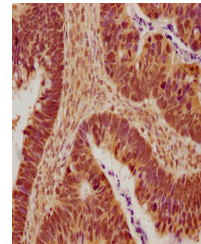
Product Datasheet

TJP2 antibody (orb687000)

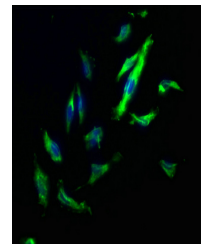
Description	TJP2 antibody
Species/Host	Rabbit
Reactivity	Human
Conjugation	Unconjugated
Tested Applications	ELISA, IF, IHC, WB
Immunogen	Peptide sequence from Human Tight junction protein ZO-2 protein (1165-1183AA)
Target	TJP2
Preservatives	Preservative: 0.03% Proclin 300. Constituents: 50% Glycerol
Form/Appearance	Liquid
Storage	Maintain refrigerated at 2-8°C for up to 2 weeks. For long term storage store at -20°C in small aliquots to prevent freeze-thaw cycles.
Note	For research use only
Isotype	IgG
Clonality	Polyclonal
Uniprot ID	Q9UDY2
Dilution Range	WB: 1: 1000-1: 5000, IHC-P: 1: 500-1: 1000, IF: 1: 200-1: 500
Expiration Date	12 months from date of receipt.



Western blot analysis of MCF-7 whole cel...



Immunohistochemical staining of human ov...



Immunofluorescence analysis of U251 cell...