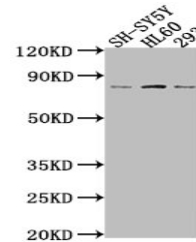


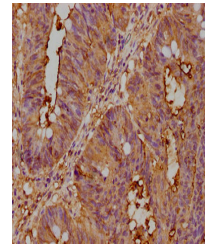
Product Datasheet

CEACAM5 antibody (orb686436)

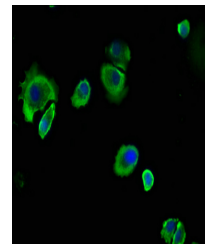
Description	CEACAM5 antibody
Species/Host	Rabbit
Reactivity	Human
Conjugation	Unconjugated
Tested Applications	ELISA, IF, IHC, WB
Immunogen	Recombinant Human Carcinoembryonic antigen-related cell adhesion molecule 5 protein (1-255AA)
Target	CEACAM5
Preservatives	Preservative: 0.03% Proclin 300. Constituents: 50% Glycerol
Form/Appearance	Liquid
Storage	Upon receipt, store at -20°C or -80°C. Avoid repeated freeze.
Note	For research use only
Isotype	IgG
Clonality	Polyclonal
Uniprot ID	P06731
Dilution Range	WB: 1: 1000-1: 5000, IHC-P: 1: 200-1: 500, IF: 1: 50-1: 200
Expiration Date	12 months from date of receipt.



Western blot analysis of SH-SY5Y whole c...



Immunohistochemical staining of human co...



Immunofluorescence analysis of MCF-7 cel...