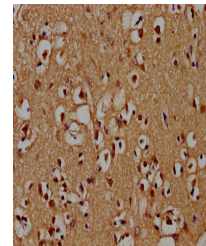


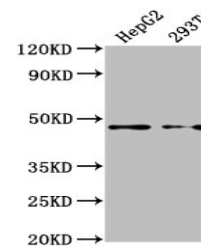
Product Datasheet

PSMD4 antibody (orb685737)

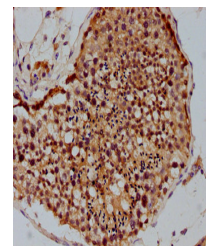
Description	PSMD4 antibody
Species/Host	Rabbit
Reactivity	Human
Conjugation	Unconjugated
Tested Applications	ELISA, IHC, WB
Immunogen	Recombinant Human 26S proteasome non-ATPase regulatory subunit 4 protein (161-377AA)
Target	PSMD4
Preservatives	Preservative: 0.03% Proclin 300. Constituents: 50% Glycerol
Form/Appearance	Liquid
Storage	Upon receipt, store at -20°C or -80°C. Avoid repeated freeze.
Note	For research use only
Isotype	IgG
Clonality	Polyclonal
Uniprot ID	P55036
Dilution Range	WB: 1: 1000-1: 5000, IHC-P: 1: 20-1: 200
Expiration Date	12 months from date of receipt.



Immunohistochemical staining of human brain tissue.



Western blot analysis of HepG2 whole cell lysate.



Immunohistochemical staining of human testis tissue.