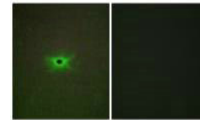


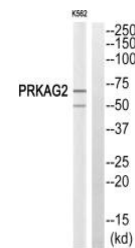
Product Datasheet

PRKAG2 antibody (orb685533)

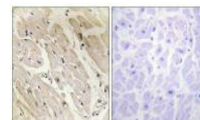
Description	PRKAG2 antibody
Species/Host	Rabbit
Reactivity	Human, Mouse
Conjugation	Unconjugated
Tested Applications	ELISA, IF, IHC, WB
Immunogen	Synthesized peptide derived from internal of Human PRKAG2.
Target	PRKAG2
Preservatives	Rabbit IgG in phosphate buffered saline (without Mg ²⁺ and Ca ²⁺), pH 7.4, 150mM NaCl, 0.02% sodium azide and 50% glycerol.
Form/Appearance	liquid
Storage	Maintain refrigerated at 2-8°C for up to 2 weeks. For long term storage store at -20°C in small aliquots to prevent freeze-thaw cycles.
Note	For research use only
Isotype	IgG
Clonality	Polyclonal
Uniprot ID	Q9UGJ0
Dilution Range	WB: 1: 500-1: 3000, IHC-P: 1: 50-1: 100, IF: 1: 100-1: 500
Expiration Date	12 months from date of receipt.



Immunofluorescence analysis of A549 cell...



Western blot analysis of K562 cells usin...



Immunohistochemical staining of human he...