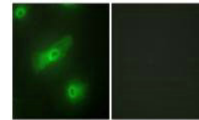



## Product Datasheet

### TNFSF13 antibody (orb685489)

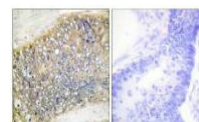
<b>Description</b>	TNFSF13 antibody
<b>Species/Host</b>	Rabbit
<b>Reactivity</b>	Human, Mouse, Rat
<b>Conjugation</b>	Unconjugated
<b>Tested Applications</b>	ELISA, IF, IHC, WB
<b>Immunogen</b>	Synthesized peptide derived from internal of Human TALL-2.
<b>Target</b>	TNFSF13
<b>Preservatives</b>	Rabbit IgG in phosphate buffered saline (without Mg <sup>2+</sup> and Ca <sup>2+</sup> ), pH 7.4, 150mM NaCl, 0.02% sodium azide and 50% glycerol.
<b>Form/Appearance</b>	liquid
<b>Storage</b>	Maintain refrigerated at 2-8°C for up to 2 weeks. For long term storage store at -20°C in small aliquots to prevent freeze-thaw cycles.
<b>Note</b>	For research use only
<b>Isotype</b>	IgG
<b>Clonality</b>	Polyclonal
<b>Uniprot ID</b>	<b>075888</b>
<b>Dilution Range</b>	WB: 1: 500-1: 3000, IHC-P: 1: 50-1: 100, IF: 1: 100-1: 500
<b>Expiration Date</b>	12 months from date of receipt.



Immunofluorescence analysis of HeLa cell...



Western blot analysis of HeLa cells and ...



Immunohistochemical staining of human CO...