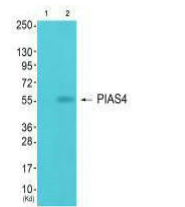


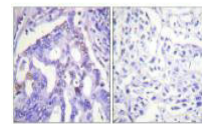
Product Datasheet

PIAS4 antibody (orb685471)

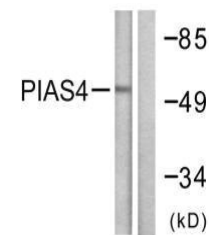
Description	PIAS4 antibody
Species/Host	Rabbit
Reactivity	Human, Mouse
Conjugation	Unconjugated
Tested Applications	ELISA, IHC, WB
Immunogen	Synthesized peptide derived from Internal of Human PIAS4.
Target	PIAS4
Preservatives	Rabbit IgG in phosphate buffered saline (without Mg ²⁺ and Ca ²⁺), pH 7.4, 150mM NaCl, 0.02% sodium azide and 50% glycerol.
Form/Appearance	liquid
Storage	Maintain refrigerated at 2-8°C for up to 2 weeks. For long term storage store at -20°C in small aliquots to prevent freeze-thaw cycles.
Note	For research use only
Isotype	IgG
Clonality	Polyclonal
Uniprot ID	Q8N2W9
Dilution Range	WB: 1: 500-1: 3000, IHC-P: 1: 50-1: 100
Expiration Date	12 months from date of receipt.



Western blot analysis of JK cells (Lane ...



Immunohistochemical staining of human lu...



Western blot analysis of Jurkat cells us...