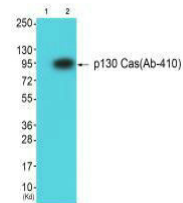


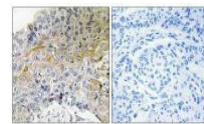
Product Datasheet

BCAR1 (Ab-410) antibody (orb685369)


Description	BCAR1 (Ab-410) antibody
Species/Host	Rabbit
Reactivity	Human, Mouse, Rat
Conjugation	Unconjugated
Tested Applications	ELISA, IHC, WB
Immunogen	Synthesized non-phosphopeptide derived from Human p130 Cas around the phosphorylation site of tyrosine 410 (G-V-T-A-V).
Target	BCAR1
Preservatives	Rabbit IgG in phosphate buffered saline (without Mg ²⁺ and Ca ²⁺), pH 7.4, 150mM NaCl, 0.02% sodium azide and 50% glycerol.
Form/Appearance	liquid
Storage	Maintain refrigerated at 2-8°C for up to 2 weeks. For long term storage store at -20°C in small aliquots to prevent freeze-thaw cycles.
Note	For research use only
Isotype	IgG
Clonality	Polyclonal
Uniprot ID	P56945
Dilution Range	WB: 1: 500-1: 3000, IHC-P: 1: 50-1: 100
Expiration Date	12 months from date of receipt.



Western blot analysis of HuvEc cells usi...



Immunohistochemical staining of human br...



Western blot analysis of NIH/3T3 cells u...