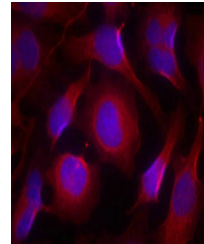


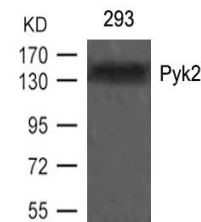
Product Datasheet

PTK2B (Ab-402) antibody (orb685363)

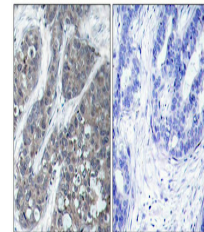
| | |
|----------------------------|--|
| Description | PTK2B (Ab-402) antibody |
| Species/Host | Rabbit |
| Reactivity | Human, Mouse, Rat |
| Conjugation | Unconjugated |
| Tested Applications | ELISA, IF, IHC, WB |
| Immunogen | Peptide sequence around aa.400~404 (D-I-Y-A-E) derived from Human Pyk2. |
| Target | PTK2B |
| Preservatives | Supplied at 1.0mg/mL in phosphate buffered saline (without Mg ²⁺ and Ca ²⁺), pH 7.4, 150mM NaCl, 0.02% sodium azide and 50% glycerol. |
| Form/Appearance | liquid |
| Storage | Maintain refrigerated at 2-8°C for up to 2 weeks. For long term storage store at -20°C in small aliquots to prevent freeze-thaw cycles. |
| Note | For research use only |
| Isotype | IgG |
| Clonality | Polyclonal |
| Uniprot ID | Q14289 |
| Dilution Range | WB: 1: 500-1: 1000, IHC-P: 1: 50-1: 200, IF: 1: 100-1: 200 |
| Expiration Date | 12 months from date of receipt. |



Immunofluorescence analysis of HeLa cell...



Western blot analysis of 293 cells using...



Immunohistochemical staining of human br...