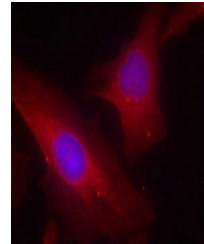


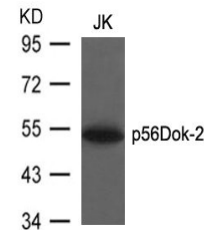
Product Datasheet

DOK2 (Ab-299) antibody (orb685340)

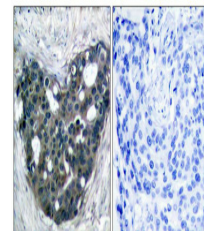
Description	DOK2 (Ab-299) antibody
Species/Host	Rabbit
Reactivity	Human
Conjugation	Unconjugated
Tested Applications	ELISA, IF, IHC, WB
Immunogen	Peptide sequence around aa.297~301 (G-E-Y-A-V) derived from Human p56Dok-2.
Target	DOK2
Preservatives	Supplied at 1.0mg/mL in phosphate buffered saline (without Mg ²⁺ and Ca ²⁺), pH 7.4, 150mM NaCl, 0.02% sodium azide and 50% glycerol.
Form/Appearance	liquid
Storage	Maintain refrigerated at 2-8°C for up to 2 weeks. For long term storage store at -20°C in small aliquots to prevent freeze-thaw cycles.
Note	For research use only
Isotype	IgG
Clonality	Polyclonal
Uniprot ID	O60496
Dilution Range	WB: 1: 500-1: 1000, IHC-P: 1: 50-1: 200, IF: 1: 100-1: 200
Expiration Date	12 months from date of receipt.



Immunofluorescence analysis of HeLa cell...



Western blot analysis of JK cells using ...



Immunohistochemical staining of human br...