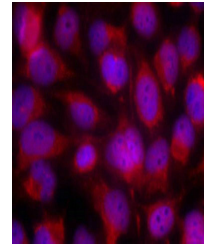


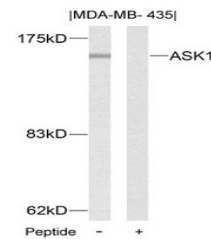
Product Datasheet

MAP3K5 (Ab-83) antibody (orb685317)

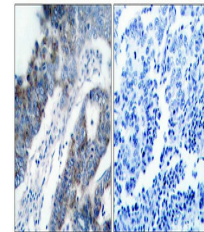
Description	MAP3K5 (Ab-83) antibody
Species/Host	Rabbit
Reactivity	Human
Conjugation	Unconjugated
Tested Applications	ELISA, IF, IHC, WB
Immunogen	Peptide sequence around aa.81~85 (G-S-S-V-G) derived from Human ASK1.
Target	MAP3K5
Preservatives	Supplied at 1.0mg/mL in phosphate buffered saline (without Mg ²⁺ and Ca ²⁺), pH 7.4, 150mM NaCl, 0.02% sodium azide and 50% glycerol.
Form/Appearance	liquid
Storage	Maintain refrigerated at 2-8°C for up to 2 weeks. For long term storage store at -20°C in small aliquots to prevent freeze-thaw cycles.
Note	For research use only
Isotype	IgG
Clonality	Polyclonal
Uniprot ID	Q99683
Dilution Range	WB: 1: 500-1: 1000, IHC-P: 1: 50-1: 200, IF: 1: 100-1: 200
Expiration Date	12 months from date of receipt.



Immunofluorescence analysis of HeLa cell...



Western blot analysis of MDA-MB- 435 cel...



Immunohistochemical staining of human br...