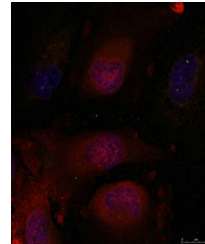


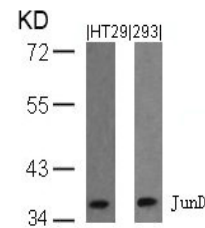
## Product Datasheet

### JUND (Ab-255) antibody (orb685300)

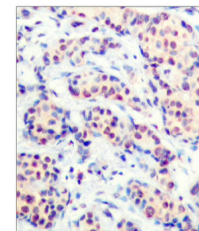
<b>Description</b>	JUND (Ab-255) antibody
<b>Species/Host</b>	Rabbit
<b>Reactivity</b>	Human, Mouse, Rat
<b>Conjugation</b>	Unconjugated
<b>Tested Applications</b>	ELISA, IF, IHC, WB
<b>Immunogen</b>	Peptide sequence around aa. 253~257 (G-E-S-P-P) derived from Human JUND.
<b>Target</b>	JUND
<b>Preservatives</b>	Supplied at 1.0mg/mL in phosphate buffered saline (without Mg <sup>2+</sup> and Ca <sup>2+</sup> ), pH 7.4, 150mM NaCl, 0.02% sodium azide and 50% glycerol.
<b>Form/Appearance</b>	liquid
<b>Storage</b>	Maintain refrigerated at 2-8°C for up to 2 weeks. For long term storage store at -20°C in small aliquots to prevent freeze-thaw cycles.
<b>Note</b>	For research use only
<b>Isotype</b>	IgG
<b>Clonality</b>	Polyclonal
<b>Uniprot ID</b>	<b>P17535</b>
<b>Dilution Range</b>	WB: 1: 500-1: 1000, IHC-P: 1: 50-1: 200, IF: 1: 100-1: 200
<b>Expiration Date</b>	12 months from date of receipt.



Immunofluorescence analysis of HeLa cell...



Western blot analysis of HT29 and 293 ce...



Immunohistochemical staining of human br...