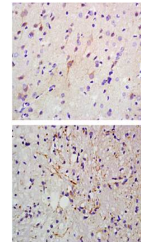


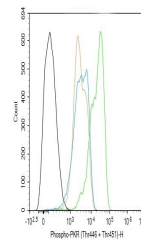
Product Datasheet

PKR (phospho-Thr446/451) antibody (orb6786)

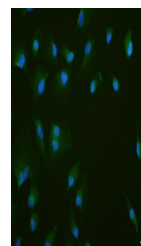
Description	PKR (phospho-Thr446/451) antibody
Species/Host	Rabbit
Reactivity	Human, Mouse, Rat
Conjugation	Unconjugated
Tested Applications	FC, ICC, IHC-P, WB
Immunogen	KLH conjugated synthesised phosphopeptide derived from human PKR around the phosphorylation site of Thr446/451 (KR(p-T)RSKG(p-T)LR)
Target	Phospho-PKR (Thr446 + Thr451)
Preservatives	0.01M TBS(pH7.4) with 1% rAlbumin, 0.03% Proclin300 and 50% Glycerol.
Form/Appearance	Liquid
Concentration	1mg/ml
Storage	Shipped at 4°C. Store at -20 °C for one year. Avoid repeated freeze/thaw cycles.
Note	For research use only
Isotype	IgG
Clonality	Polyclonal
MW	62 kDa
Uniprot ID	P19525
Dilution Range	WB=1:500-2000, IHC-P=1:100-500, ICC=1:100, Flow-Cyt=2ug/Test, IHC-F=1:100-500, IF=1:100-500, ELISA=1:5000-10000
Expiration Date	12 months from date of receipt.



Paraffin-embedded rat brain tissue with ...



Flow cytometric analysis of U251 cell ly...



IF analysis of U251 cell lysate using PK...