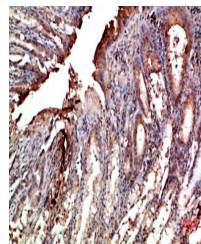



## Product Datasheet

### NOX1 antibody (orb676370)

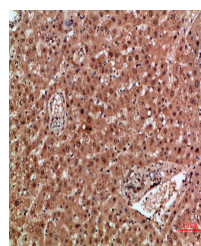
<b>Description</b>	NOX1 antibody
<b>Species/Host</b>	Rabbit
<b>Reactivity</b>	Human, Mouse, Rat
<b>Conjugation</b>	Unconjugated
<b>Tested Applications</b>	ELISA, IHC, WB
<b>Immunogen</b>	Synthetic peptide from Human protein at AA range: 210-260
<b>Target</b>	NOX1
<b>Preservatives</b>	PBS, pH 7.4, containing 0.02% sodium azide as Preservative and 50% Glycerol.
<b>Form/Appearance</b>	Liquid
<b>Storage</b>	Maintain refrigerated at 2-8°C for up to 2 weeks. For long term storage store at -20°C in small aliquots to prevent freeze-thaw cycles.
<b>Note</b>	For research use only
<b>Isotype</b>	IgG
<b>Clonality</b>	Polyclonal
<b>Uniprot ID</b>	<a href="#">Q9Y5S8</a>
<b>Dilution Range</b>	WB: 1: 500-2000, IHC-P: 1: 50-300, ELISA: 1: 10000-20000
<b>Expiration Date</b>	12 months from date of receipt.



Immunohistochemical staining of human-st...



Western blot analysis of 293T HeLa VEC K...



Immunohistochemical staining of human-li...