



Product Datasheet

NOS3 antibody (orb676192)


Description	NOS3 antibody
Species/Host	Rabbit
Reactivity	Human, Mouse, Rat
Conjugation	Unconjugated
Tested Applications	ELISA, IF, WB
Immunogen	Synthesized peptide derived from Human NOS3 around the non-phosphorylation site of S1179.
Target	NOS3
Preservatives	Liquid in PBS containing 50% glycerol, 0.5% rAlbumin and 0.02% sodium azide.
Form/Appearance	Liquid
Storage	Maintain refrigerated at 2-8°C for up to 2 weeks. For long term storage store at -20°C in small aliquots to prevent freeze-thaw cycles.
Note	For research use only
Isotype	IgG
Clonality	Polyclonal
Uniprot ID	P29474
Dilution Range	WB: 1:500-1:2000, IF: 1:200-1:1000, ELISA: 1:10000
Expiration Date	12 months from date of receipt.



Western blot analysis of A549 cells using...



Western blot analysis of mouse-brain lysate...



Western blot analysis of mouse-brain lysate...