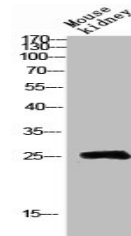



## Product Datasheet

### FFAR1 antibody (orb676176)

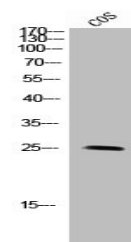
<b>Description</b>	FFAR1 antibody
<b>Species/Host</b>	Rabbit
<b>Reactivity</b>	Human, Monkey
<b>Conjugation</b>	Unconjugated
<b>Tested Applications</b>	ELISA, IF, WB
<b>Immunogen</b>	Synthesized peptide derived from the Internal region of Human GPR40.
<b>Target</b>	FFAR1
<b>Preservatives</b>	Liquid in PBS containing 50% glycerol, 0.5% rAlbumin and 0.02% sodium azide.
<b>Form/Appearance</b>	Liquid
<b>Storage</b>	Maintain refrigerated at 2-8°C for up to 2 weeks. For long term storage store at -20°C in small aliquots to prevent freeze-thaw cycles.
<b>Note</b>	For research use only
<b>Isotype</b>	IgG
<b>Clonality</b>	Polyclonal
<b>Uniprot ID</b>	<a href="#">O14842</a>
<b>Dilution Range</b>	WB: 1:500-1:2000, IF: 1:200-1:1000, ELISA: 1:10000
<b>Expiration Date</b>	12 months from date of receipt.



Western blot analysis of Mouse-kidney lysate.



Western blot analysis of COS7 cells using...



Western blot analysis of COS-7 cells using...