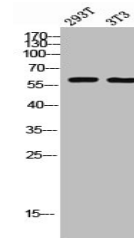



Product Datasheet

CDKN1C antibody (orb676170)


Description	CDKN1C antibody
Species/Host	Rabbit
Reactivity	Human, Mouse
Conjugation	Unconjugated
Tested Applications	ELISA, IF, WB
Immunogen	Synthesized peptide derived from Human p57 around the non-phosphorylation site of T310.
Target	CDKN1C
Preservatives	Liquid in PBS containing 50% glycerol, 0.5% rAlbumin and 0.02% sodium azide.
Form/Appearance	Liquid
Storage	Maintain refrigerated at 2-8°C for up to 2 weeks. For long term storage store at -20°C in small aliquots to prevent freeze-thaw cycles.
Note	For research use only
Isotype	IgG
Clonality	Polyclonal
Uniprot ID	P49918
Dilution Range	WB: 1:500-1:2000, IF: 1:200-1:1000, ELISA: 1:5000
Expiration Date	12 months from date of receipt.



Western blot analysis of 293T 3T3 lysis ...



Western blot analysis of K562 cells usin...



Western blot analysis of KB lysis using ...