



## Product Datasheet

### NFKB2 antibody (orb676150)


<b>Description</b>	NFKB2 antibody
<b>Species/Host</b>	Rabbit
<b>Reactivity</b>	Human, Mouse, Rat
<b>Conjugation</b>	Unconjugated
<b>Tested Applications</b>	ELISA, IHC, WB
<b>Immunogen</b>	Synthesized peptide derived from Human NFκB-p100 around the non-phosphorylation site of S869.
<b>Target</b>	NFKB2
<b>Preservatives</b>	Liquid in PBS containing 50% glycerol, 0.5% rAlbumin and 0.02% sodium azide.
<b>Form/Appearance</b>	Liquid
<b>Storage</b>	Maintain refrigerated at 2-8°C for up to 2 weeks. For long term storage store at -20°C in small aliquots to prevent freeze-thaw cycles.
<b>Note</b>	For research use only
<b>Isotype</b>	IgG
<b>Clonality</b>	Polyclonal
<b>Uniprot ID</b>	<a href="#">Q00653</a>
<b>Dilution Range</b>	WB: 1:500-1:2000, IHC-P: 1:100-1:300, ELISA: 1:10000
<b>Expiration Date</b>	12 months from date of receipt.



Western blot analysis of KB K562 HeLa 29...



Western blot analysis of Jurkat cells us...



Western blot analysis of Jurkat cells us...