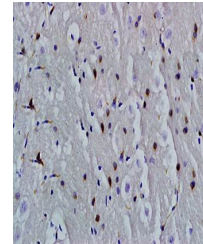


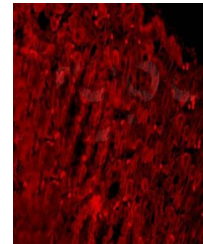
Product Datasheet

PI3KCA (Phospho-Tyr317) antibody (orb6718)


Description	PI3KCA (Phospho-Tyr317) antibody
Species/Host	Rabbit
Reactivity	Human, Mouse
Conjugation	Unconjugated
Tested Applications	IHC-P, WB
Immunogen	KLH conjugated Synthesised phosphopeptide derived from human PI3KCA around the phosphorylation site of Tyr317 (TP(p-Y)MN)
Target	phospho-PI3KCA (Tyr317)
Preservatives	0.01M TBS(pH7.4) with 1% rAlbumin, 0.03% Proclin300 and 50% Glycerol.
Form/Appearance	Liquid
Concentration	1mg/ml
Storage	Shipped at 4°C. Store at -20 °C for one year. Avoid repeated freeze/thaw cycles.
Note	For research use only
Isotype	IgG
Clonality	Polyclonal
MW	117 kDa
Uniprot ID	P42336
Dilution Range	WB=1:500-2000, IHC-P=1:100-500
Expiration Date	12 months from date of receipt.



Immunohistochemical analysis of formalin...



IHC-P of mouse stomach tissue (Dilution ...



Western blot analysis of rat brain lysat...