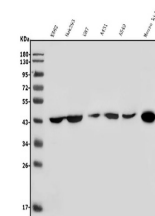



Product Datasheet

HOXD11 Antibody (orb669180)

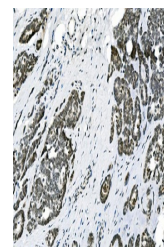
Description	HOXD11 Antibody
Species/Host	Rabbit
Reactivity	Human, Mouse, Rat
Conjugation	Unconjugated
Tested Applications	FC, ICC, IF, IHC, WB
Immunogen	A synthetic peptide corresponding to a sequence of human HOXD11 (VREVAFRDYGLERAKWPYR).
Form/Appearance	Lyophilized
Concentration	Adding 0.2 ml of distilled water will yield a concentration of 500 µg/ml.
Storage	Store at -20°C for one year from date of receipt. After reconstitution, at 4°C for one month. It can also be aliquotted and stored frozen at -20°C for six months. Avoid repeated freeze-thaw cycles.
Note	For research use only
Application notes	Tested Species: In-house tested species with positive results. Other applications have not been tested. Optimal dilutions should be determined by end users. Add 0.2ml of distilled water will yield a concentration of 500ug/ml.
Isotype	Rabbit IgG
Clonality	Polyclonal
MW	45 kDa
Uniprot ID	P31277
Expiration Date	12 months from date of receipt.



Western blot analysis of HOXD11 using an...



IHC analysis of HOXD11 using anti-HOXD11...



IHC analysis of HOXD11 using anti-HOXD11...