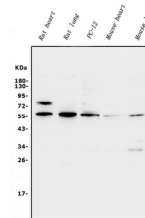


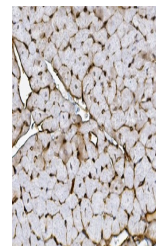
Product Datasheet

Xrcc4 Antibody (orb669146)

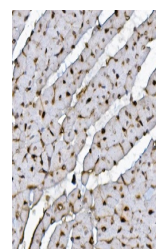
Description	Xrcc4 Antibody
Species/Host	Rabbit
Reactivity	Mouse, Rat
Conjugation	Unconjugated
Tested Applications	ELISA, FC, IHC, WB
Immunogen	E.coli-derived mouse Xrcc4 recombinant protein (Position: M1-K190).
Form/Appearance	Lyophilized
Concentration	Adding 0.2 ml of distilled water will yield a concentration of 500 µg/ml.
Storage	Store at -20°C for one year from date of receipt. After reconstitution, at 4°C for one month. It can also be aliquotted and stored frozen at -20°C for six months. Avoid repeated freeze-thaw cycles.
Note	For research use only
Application notes	Tested Species: In-house tested species with positive results. Other applications have not been tested. Optimal dilutions should be determined by end users. Add 0.2ml of distilled water will yield a concentration of 500ug/ml.
Isotype	Rabbit IgG
Clonality	Polyclonal
MW	55 kDa
Uniprot ID	Q924T3
Expiration Date	12 months from date of receipt.



Western blot analysis of XRCC4 using ant...



IHC analysis of XRCC4 using anti-XRCC4 a...



IHC analysis of XRCC4 using anti-XRCC4 a...