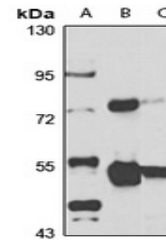


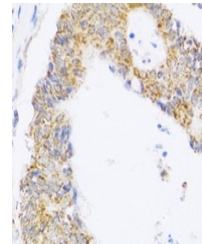
Product Datasheet

ZAK antibody (orb668673)

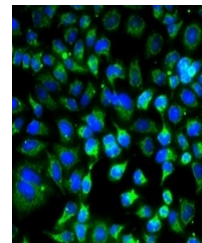
Description	Rabbit polyclonal antibody to ZAK
Species/Host	Rabbit
Reactivity	Human, Mouse, Rat
Conjugation	Unconjugated
Tested Applications	IF, IH, WB
Immunogen	Recombinant fusion protein of human ZAK. The exact sequence is proprietary.
Target	ZAK
Preservatives	Liquid in 0.42% Potassium phosphate, 0.87% Sodium chloride, pH 7.3, 30% glycerol, and 0.01% sodium azide.
Form/Appearance	Liquid in 0.42% Potassium phosphate, 0.87% Sodium chloride, pH 7.3, 30% glycerol, and 0.01% sodium azide.
Storage	Maintain refrigerated at 2-8°C for up to 2 weeks. For long term storage store at -20°C in small aliquots to prevent freeze-thaw cycles.
Note	For research use only
Clonality	Polyclonal
Source	Rabbit
Uniprot ID	Q9NYL2 , Q9ESL4
Entrez	65964 , 51776
Dilution Range	WB: 1-500-2000, IHC-P: 1-50-200, IF: 1-50-200
Expiration Date	12 months from date of receipt.



Western blot analysis of ZAK expression ...



Immunohistochemical analysis of ZAK stai...



Immunofluorescent analysis of ZAK staini...