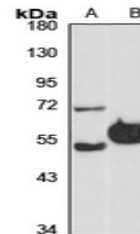


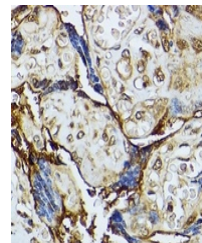
Product Datasheet

DAP Kinase 3 antibody (orb666425)

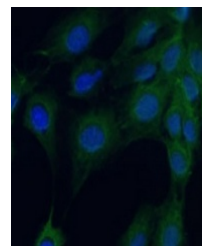
Description	Rabbit polyclonal antibody to DAP Kinase 3
Species/Host	Rabbit
Reactivity	Human, Mouse, Rat
Conjugation	Unconjugated
Tested Applications	IF, IH, WB
Immunogen	KLH-conjugated synthetic peptide of human DAP Kinase 3. The exact sequence is proprietary.
Target	DAPK3
Preservatives	Liquid in 0.42% Potassium phosphate, 0.87% Sodium chloride, pH 7.3, 30% glycerol, and 0.01% sodium azide.
Form/Appearance	Liquid in 0.42% Potassium phosphate, 0.87% Sodium chloride, pH 7.3, 30% glycerol, and 0.01% sodium azide.
Storage	Maintain refrigerated at 2-8°C for up to 2 weeks. For long term storage store at -20°C in small aliquots to prevent freeze-thaw cycles.
Note	For research use only
Clonality	Polyclonal
Source	Rabbit
Uniprot ID	O54784 , O88764 , O43293
Entrez	1613 , 64391 , 13144
Dilution Range	WB: 1-500-2000, IHC-P: 1-50-200, IF: 1-50-200
Expiration Date	12 months from date of receipt.



Western blot analysis of DAP Kinase 3 ex...



Immunohistochemical analysis of DAP Kinase 3



Immunofluorescent analysis of DAP Kinase 3