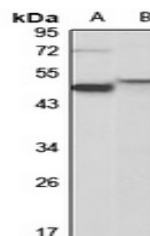


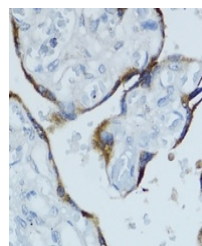
Product Datasheet

Cytochrome P450 19A1 antibody (orb666414)

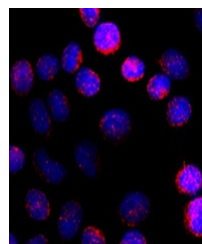
Description	Rabbit polyclonal antibody to Cytochrome P450 19A1
Species/Host	Rabbit
Reactivity	Human, Rat
Conjugation	Unconjugated
Tested Applications	IF, IH, WB
Immunogen	Recombinant fusion protein of human Cytochrome P450 19A1. The exact sequence is proprietary.
Target	CYP19A1
Preservatives	Liquid in 0.42% Potassium phosphate, 0.87% Sodium chloride, pH 7.3, 30% glycerol, and 0.01% sodium azide.
Form/Appearance	Liquid in 0.42% Potassium phosphate, 0.87% Sodium chloride, pH 7.3, 30% glycerol, and 0.01% sodium azide.
Storage	Maintain refrigerated at 2-8°C for up to 2 weeks. For long term storage store at -20°C in small aliquots to prevent freeze-thaw cycles.
Note	For research use only
Clonality	Polyclonal
Source	Rabbit
Uniprot ID	P11511 , P22443
Entrez	1588
Dilution Range	WB: 1-500-2000, IHC-P: 1-50-200
Expiration Date	12 months from date of receipt.



Western blot analysis of Cytochrome P450...



Immunohistochemical analysis of Cythro...



Immunofluorescent analysis of Cytochrome...