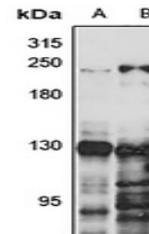


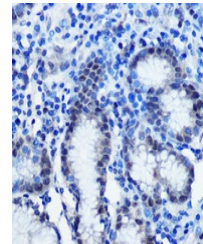
## Product Datasheet

### BRD4 antibody (orb666146)

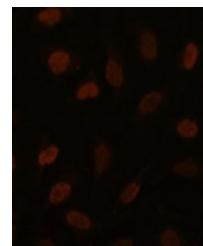
<b>Description</b>	Rabbit polyclonal antibody to BRD4
<b>Species/Host</b>	Rabbit
<b>Reactivity</b>	Human, Mouse, Rat
<b>Conjugation</b>	Unconjugated
<b>Tested Applications</b>	IF, IH, WB
<b>Immunogen</b>	Recombinant fusion protein of human BRD4. The exact sequence is proprietary.
<b>Target</b>	BRD4
<b>Preservatives</b>	Liquid in 0.42% Potassium phosphate, 0.87% Sodium chloride, pH 7.3, 30% glycerol, and 0.01% sodium azide.
<b>Form/Appearance</b>	Liquid in 0.42% Potassium phosphate, 0.87% Sodium chloride, pH 7.3, 30% glycerol, and 0.01% sodium azide.
<b>Storage</b>	Maintain refrigerated at 2-8°C for up to 2 weeks. For long term storage store at -20°C in small aliquots to prevent freeze-thaw cycles.
<b>Note</b>	For research use only
<b>Clonality</b>	Polyclonal
<b>Source</b>	Rabbit
<b>Uniprot ID</b>	<a href="#">Q9ESU6</a> , <a href="#">O60885</a>
<b>Entrez</b>	<a href="#">57261</a> , <a href="#">23476</a>
<b>Dilution Range</b>	WB: 1-500-2000, IF: 1-50-200
<b>Expiration Date</b>	12 months from date of receipt.



Western blot analysis of BRD4 expression...



Immunohistochemical analysis of BRD4 staining...



Immunofluorescent analysis of BRD4 staining...