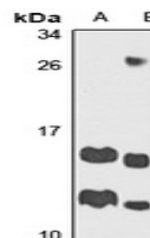


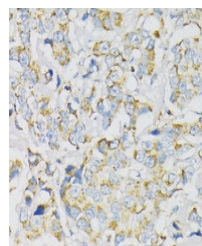
Product Datasheet

ATP5J antibody (orb666100)

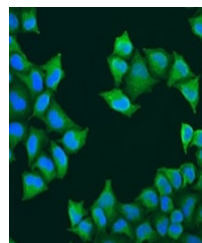
Description	Rabbit polyclonal antibody to ATP5J
Species/Host	Rabbit
Reactivity	Human, Mouse, Rat
Conjugation	Unconjugated
Tested Applications	IF, IH, WB
Immunogen	Recombinant fusion protein of human ATP5J. The exact sequence is proprietary.
Target	ATP5J
Preservatives	Liquid in 0.42% Potassium phosphate, 0.87% Sodium chloride, pH 7.3, 30% glycerol, and 0.01% sodium azide.
Form/Appearance	Liquid in 0.42% Potassium phosphate, 0.87% Sodium chloride, pH 7.3, 30% glycerol, and 0.01% sodium azide.
Storage	Shipped at 4°C. Upon delivery aliquot and store at -20°C for one year. Avoid freeze/thaw cycles.
Note	For research use only
Clonality	Polyclonal
Source	Rabbit
Uniprot ID	P18859 , P21571 , P97450
Entrez	94271 , 522 , 11957
Dilution Range	WB: 1-500-2000, IF: 1-50-200
Expiration Date	12 months from date of receipt.



Western blot analysis of ATP5J expressio...



Immunohistochemical analysis of ATP5J st...



Immunofluorescent analysis of ATP5J stai...