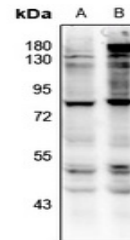


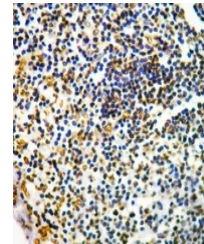
Product Datasheet

CD127 (pY449) antibody (orb665507)

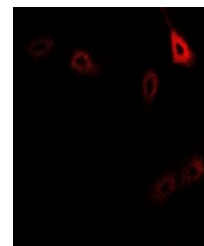
Description	Rabbit polyclonal antibody to CD127 (Phospho-Y449)
Species/Host	Rabbit
Reactivity	Human
Conjugation	Unconjugated
Tested Applications	IF, IH, WB
Immunogen	KLH-conjugated synthetic phosphopeptide corresponding to residues surrounding Y449 of human CD127 protein. The exact sequence is proprietary.
Target	IL7R
Preservatives	Liquid in 0.42% Potassium phosphate, 0.87% Sodium chloride, pH 7.3, 30% glycerol, and 0.01% sodium azide.
Form/Appearance	Liquid in 0.42% Potassium phosphate, 0.87% Sodium chloride, pH 7.3, 30% glycerol, and 0.01% sodium azide.
Storage	Maintain refrigerated at 2-8°C for up to 2 weeks. For long term storage store at -20°C in small aliquots to prevent freeze-thaw cycles.
Note	For research use only
Clonality	Polyclonal
Source	Rabbit
Uniprot ID	P16871
Entrez	3575
Dilution Range	WB: 1-500-1000, IF: 1-100-500
Expiration Date	12 months from date of receipt.



Western blot analysis of CD127 (Phospho-...



Immunohistochemical analysis of CD127 (P...



Immunofluorescent analysis of CD127 (Pho...