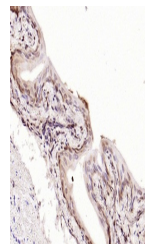


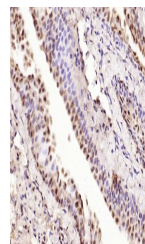
## Product Datasheet

### P53 (phospho-Thr18) antibody (orb6601)

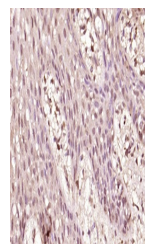
<b>Description</b>	P53 (phospho-Thr18) antibody
<b>Species/Host</b>	Rabbit
<b>Reactivity</b>	Human
<b>Conjugation</b>	Unconjugated
<b>Tested Applications</b>	ELISA, FC, IF, IHC-Fr, IHC-P, WB
<b>Immunogen</b>	KLH conjugated Synthesised phosphopeptide derived from human P53 around the phosphorylation site of Thr18 (QE(p-T)FS)
<b>Target</b>	phospho-P53 (Thr18)
<b>Preservatives</b>	0.01M TBS(pH7.4) with 1% rAlbumin, 0.03% Proclin300 and 50% Glycerol.
<b>Form/Appearance</b>	Liquid
<b>Concentration</b>	1mg/ml
<b>Storage</b>	Maintain refrigerated at 2-8°C for up to 2 weeks. For long term storage store at -20°C in small aliquots to prevent freeze-thaw cycles.
<b>Note</b>	For research use only
<b>Isotype</b>	IgG
<b>Clonality</b>	Polyclonal
<b>MW</b>	43 kDa
<b>Uniprot ID</b>	<b>P04637</b>
<b>Dilution Range</b>	WB=1:500-2000, IHC-P=1:100-500, Flow-Cyt=1µg /test, IHC-F=1:100-500, IF=1:100-500, ELISA=1:5000-10000
<b>Expiration Date</b>	12 months from date of receipt.



IHC-P analysis of mouse bladder using ph...



IHC-P analysis of Rat bladder using phos...



IHC-P analysis of Human esophageal cance...