
Product Datasheet

non-muscle Myosin IIB/MYH10 Antibody (orb654443)

Description

non-muscle Myosin IIB/MYH10 Antibody

Species/Host

Rabbit

Reactivity

Human, Mouse, Rat

Conjugation

Unconjugated

Tested Applications

FC, ICC, IF, IHC, WB

Immunogen

A synthetic peptide corresponding to a sequence of human non-muscle Myosin IIB/MYH10 (QRTGLEDPERYLFVDRAVIYNPATQADWTAKK).

Form/Appearance

Lyophilized

Concentration

Adding 0.2 ml of distilled water will yield a concentration of 500 µg/ml.

Storage

Store at -20°C for one year from date of receipt. After reconstitution, at 4°C for one month. It can also be aliquotted and stored frozen at -20°C for six months. Avoid repeated freeze-thaw cycles.

Note

For research use only

Application notes

Tested Species: In-house tested species with positive results. Other applications have not been tested. Optimal dilutions should be determined by end users. Add 0.2ml of distilled water will yield a concentration of 500ug/ml.

Isotype

Rabbit IgG

Clonality

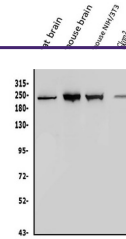
Polyclonal

MW

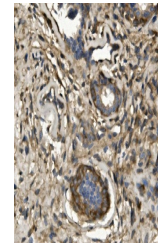
229 kDa

Uniprot ID
[P35580](#)
Expiration Date

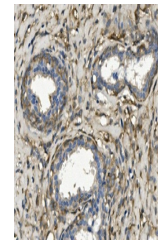
12 months from date of receipt.



Western blot analysis of non-muscle Myosin IIB/MYH10 antibody.



IHC analysis of non-muscle Myosin IIB/MYH10 antibody.



IHC analysis of non-muscle Myosin IIB/MYH10 antibody.