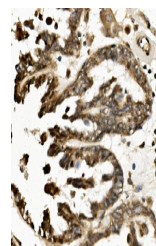


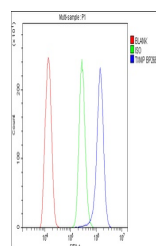
Product Datasheet

TXNIP Antibody (orb654377)

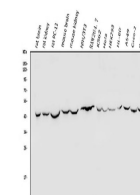
Description	TXNIP Antibody
Species/Host	Rabbit
Reactivity	Human, Mouse, Rat
Conjugation	Unconjugated
Tested Applications	ELISA, FC, IHC, WB
Immunogen	E.coli-derived human TXNIP recombinant protein (Position: K5-Q391).
Form/Appearance	Lyophilized
Concentration	Adding 0.2 ml of distilled water will yield a concentration of 500 µg/ml.
Storage	Store at -20°C for one year from date of receipt. After reconstitution, at 4°C for one month. It can also be aliquotted and stored frozen at -20°C for six months. Avoid repeated freeze-thaw cycles.
Note	For research use only
Application notes	Tested Species: In-house tested species with positive results. Other applications have not been tested. Optimal dilutions should be determined by end users. Add 0.2ml of distilled water will yield a concentration of 500ug/ml.
Isotype	Rabbit IgG
Clonality	Polyclonal
MW	44 kDa
Uniprot ID	Q9H3M7
Expiration Date	12 months from date of receipt.



IHC analysis of TXNIP using anti-TXNIP a...



Flow Cytometry analysis of THP-1 cells u...



Western blot analysis of TXNIP using ant...