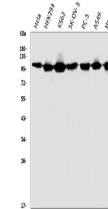



Product Datasheet

HGS Antibody (orb654332)

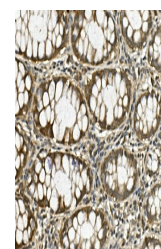
Description	HGS Antibody
Species/Host	Rabbit
Reactivity	Human, Mouse, Rat
Conjugation	Unconjugated
Tested Applications	ELISA, FC, ICC, IF, IHC, WB
Immunogen	E.coli-derived human HGS recombinant protein (Position: R3-D777).
Form/Appearance	Lyophilized
Concentration	Adding 0.2 ml of distilled water will yield a concentration of 500 µg/ml.
Storage	Store at -20°C for one year from date of receipt. After reconstitution, at 4°C for one month. It can also be aliquotted and stored frozen at -20°C for six months. Avoid repeated freeze-thaw cycles.
Note	For research use only
Application notes	Tested Species: In-house tested species with positive results. Other applications have not been tested. Optimal dilutions should be determined by end users. Add 0.2ml of distilled water will yield a concentration of 500ug/ml.
Isotype	Rabbit IgG
Clonality	Polyclonal
MW	110-115 kDa
Uniprot ID	O14964
Expiration Date	12 months from date of receipt.



Western blot analysis of HGS using anti-HGS antibody.



IHC analysis of HGS using anti-HGS antibody.



IHC analysis of HGS using anti-HGS antibody.