


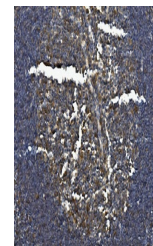
Product Datasheet

IL-3RB/Csf2rb Antibody (orb654320)

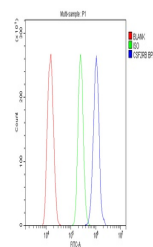
Description	IL-3RB/Csf2rb Antibody
Species/Host	Rabbit
Reactivity	Mouse, Rat
Conjugation	Unconjugated
Tested Applications	ELISA, FC, IHC, WB
Immunogen	E.coli-derived mouseIL-3RB/Csf2rb recombinant protein (Position: A28-Q891).
Form/Appearance	Lyophilized
Concentration	Adding 0.2 ml of distilled water will yield a concentration of 500 µg/ml.
Storage	Store at -20°C for one year from date of receipt. After reconstitution, at 4°C for one month. It can also be aliquotted and stored frozen at -20°C for six months. Avoid repeated freeze-thaw cycles.
Note	For research use only
Application notes	Tested Species: In-house tested species with positive results. Other applications have not been tested. Optimal dilutions should be determined by end users. Add 0.2ml of distilled water will yield a concentration of 500ug/ml.
Isotype	Rabbit IgG
Clonality	Polyclonal
MW	120 kDa
Uniprot ID	P26955
Expiration Date	12 months from date of receipt.



Western blot analysis of CSF2RB using an...



IHC analysis of CSF2RB using anti-CSF2RB...



Flow Cytometry analysis of ANA-1 cells u...