
Product Datasheet

Aryl hydrocarbon Receptor/AHR Antibody (orb654306)

Description

Aryl hydrocarbon Receptor/AHR Antibody

Species/Host

Rabbit

Reactivity

Human, Mouse, Rat

Conjugation

Unconjugated

Tested Applications

ELISA, FC, ICC, IF, IHC, WB

Immunogen

E.coli-derived human Aryl hydrocarbon Receptor/AHR recombinant protein (Position: A6-L842).

Form/Appearance

Lyophilized

Concentration

Adding 0.2 ml of distilled water will yield a concentration of 500 µg/ml.

Storage

Store at -20°C for one year from date of receipt. After reconstitution, at 4°C for one month. It can also be aliquotted and stored frozen at -20°C for six months. Avoid repeated freeze-thaw cycles.

Note

For research use only

Application notes

Tested Species: In-house tested species with positive results. Other applications have not been tested. Optimal dilutions should be determined by end users. Add 0.2ml of distilled water will yield a concentration of 500ug/ml.

Isotype

Rabbit IgG

Clonality

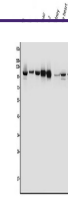
Polyclonal

MW


96 kDa

Uniprot ID
P35869
Expiration Date

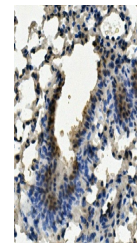
12 months from date of receipt.



Western blot analysis of AHR using anti-...



IHC analysis of AHR using anti-AHR antib...



IHC analysis of AHR using anti-AHR antib...