

## Product Datasheet

# Phospho-NDRG1 (Thr346) Rabbit Polyclonal Antibody (orb6483)

|                            |   |
|----------------------------|---|
| <b>Description</b>         | Phospho-NDRG1 (Thr346) Rabbit Polyclonal Antibody   |
| <b>Species/Host</b>        | Rabbit  |
| <b>Reactivity</b>          | Human, Mouse, Rat   |
| <b>Conjugation</b>         | Unconjugated  |
| <b>Tested Applications</b> | IF, IHC-Fr, IHC-P, WB   |
| <b>Immunogen</b>           | KLH conjugated Synthesised phosphopeptide derived from human NDRG1 around the phosphorylation site of Thr346 SH(p-T)SE                  |
| <b>Target</b>              | NDRG1   |
| <b>Preservatives</b>       | 0.01M TBS (pH7.4) with 1% rAlbumin, 0.02% Proclin300 and 50% Glycerol.  |
| <b>Form/Appearance</b>     | Liquid  |
| <b>Concentration</b>       | 1mg/ml  |
| <b>Storage</b>             | Maintain refrigerated at 2-8°C for up to 2 weeks. For long term storage store at -20°C in small aliquots to prevent freeze-thaw cycles. |
| <b>Note</b>                | For research use only   |
| <b>Isotype</b>             | IgG   |
| <b>Clonality</b>           | Polyclonal  |
| <b>Antibody Type</b>       | Primary Antibody  |
| <b>MW</b>                  | 43 kDa  |
| <b>Uniprot ID</b>          | <b>Q92597</b>   |

**Biorbyt Ltd.**

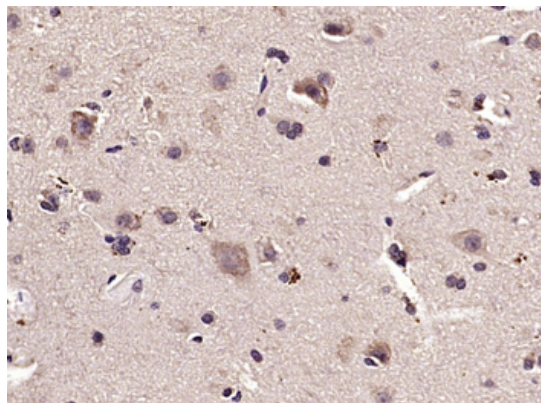
7 Signet Court, Swann's Road,  
Cambridge, CB5 8LA, United Kingdom  
Email: [info@biorbyt.com](mailto:info@biorbyt.com), [support@biorbyt.com](mailto:support@biorbyt.com)  
Phone: [+44 \(0\) 1223 859-353](tel:+44(0)1223859353) | Fax: [+1 \(415\) 651-8558](tel:+1(415)6518558)

**Biorbyt LLC.**

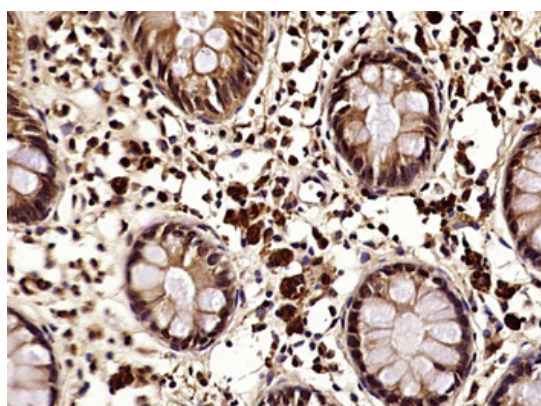
68 TW Alexander Drive,  
Durham, NC, 27713, United States  
Email: [info@biorbyt.com](mailto:info@biorbyt.com), [support@biorbyt.com](mailto:support@biorbyt.com)  
Phone: [+1 \(415\) 906-5211](tel:+1(415)9065211) | Fax: [+1 \(415\) 651-8558](tel:+1(415)6518558)

**Dilution Range** WB=1:500-2000, IHC-P=1:100-500, IHC-F=1:100-500, IF=1:100-500

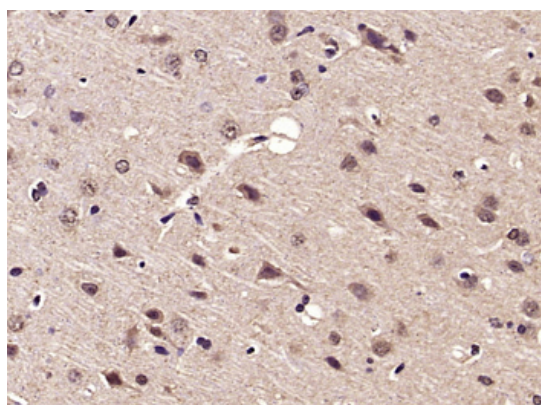
**Expiration Date** 12 months from date of receipt.



Paraformaldehyde-fixed, paraffin embedded (human brain glioma), Antigen retrieval by microwave in sodium citratebuffer (pH6.0), Block endogenous peroxidase by 3% hydrogen peroxide for 30 minutes, Blocking buffer (3% BSA) at RTfor 30 min, Antibody incubation with (NDRG1 (Thr346)) Polyclonal/MonoclonalAntibody, Unconjugated (orb6483) at 1:400 overnight at 4°C, followed by conjugation to the secondary antibody (labeled with HRP) and DAB staining.



Paraformaldehyde-fixed, paraffin embedded (human colon carcinoma), Antigen retrieval by microwave in sodium citratebuffer (pH6.0), Block endogenous peroxidase by 3% hydrogen peroxide for 30 minutes, Blocking buffer (3% BSA) at RTfor 30 min, Antibody incubation with (NDRG1 (Thr346)) Polyclonal/MonoclonalAntibody, Unconjugated (orb6483) at 1:400 overnight at 4°C, followed by conjugation to the secondary antibody (labeled with HRP) and DAB staining.



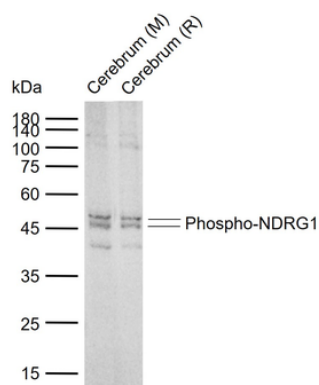
Paraformaldehyde-fixed, paraffin embedded (rat brain tissue), Antigen retrieval by microwave in sodium citratebuffer (pH6.0), Block endogenous peroxidase by 3% hydrogen peroxide for 30 minutes, Blocking buffer (3% BSA) at RTfor 30 min, Antibody incubation with (NDRG1 (Thr346)) Polyclonal/MonoclonalAntibody, Unconjugated (orb6483) at 1:400 overnight at 4°C, followed by conjugation to the secondary antibody (labeled with HRP) and DAB staining.

**Biorbyt Ltd.**

7 Signet Court, Swann's Road,  
Cambridge, CB5 8LA, United Kingdom  
Email: [info@biorbyt.com](mailto:info@biorbyt.com), [support@biorbyt.com](mailto:support@biorbyt.com)  
Phone: [+44 \(0\) 1223 859-353](tel:+44(0)1223859353) | Fax: [+1 \(415\) 651-8558](tel:+1(415)6518558)

**Biorbyt LLC.**

68 TW Alexander Drive,  
Durham, NC, 27713, United States  
Email: [info@biorbyt.com](mailto:info@biorbyt.com), [support@biorbyt.com](mailto:support@biorbyt.com)  
Phone: [+1 \(415\) 906-5211](tel:+1(415)9065211) | Fax: [+1 \(415\) 651-8558](tel:+1(415)6518558)



Sample: Lane 1: Mouse Cerebrum tissue lysates, Lane 2: Rat Cerebrum tissue lysates, Primary: Anti-Phospho-NDRG1 (Thr346) (orb6483) at 1/1000 dilution, Secondary: IRDye800CW Goat Anti-Rabbit IgG at 1/20000 dilution, Predicted band size: 43 kDa, Observed band size: 46, 48 kDa.

**Biorbyt Ltd.**

7 Signet Court, Swann's Road,  
Cambridge, CB5 8LA, United Kingdom  
Email: [info@biorbyt.com](mailto:info@biorbyt.com), [support@biorbyt.com](mailto:support@biorbyt.com)  
Phone: [+44 \(0\) 1223 859-353](tel:+44(0)1223859353) | Fax: [+1 \(415\) 651-8558](tel:+1(415)6518558)

**Biorbyt LLC.**

68 TW Alexander Drive,  
Durham, NC, 27713, United States  
Email: [info@biorbyt.com](mailto:info@biorbyt.com), [support@biorbyt.com](mailto:support@biorbyt.com)  
Phone: [+1 \(415\) 906-5211](tel:+1(415)9065211) | Fax: [+1 \(415\) 651-8558](tel:+1(415)6518558)