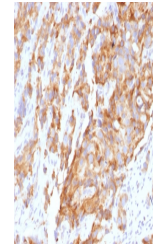


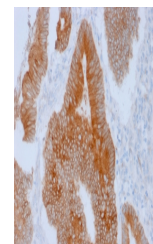
Product Datasheet

Aurora B Antibody / AURKB (orb640145)

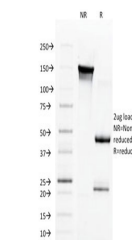
Description	Recognizes a protein of 39kDa, which is identified as Aurora B. The serine/threonine protein kinase ...
Species/Host	Mouse
Reactivity	Human
Conjugation	Unconjugated
Tested Applications	IHC-P
Immunogen	A recombinant human protein fragment (amino acids 89-251) was used as the immunogen for this Aurora B antibody.
Preservatives	0.2 mg/ml with 0.1 mg/ml rAlbumin (US sourced), 0.05% sodium azide
Storage	Store the Aurora B antibody at 2-8°C (with azide) or aliquot and store at -20°C or colder (without azide).
Note	For research use only
Application notes	Optimal dilution of the antibody should be determined by the researcher.
Formula	0.2 mg/ml with 0.1 mg/ml BSA (US sourced), 0.05% sodium azide
Isotype	Mouse IgG1, kappa
Clonality	Monoclonal
Purity	Protein G affinity chromatography
Uniprot ID	Q96GD4
Hazard Information	This Aurora B antibody is available for research use only.
Dilution Range	Immunohistochemistry (FFPE): 1-2ug/ml
Expiration Date	12 months from date of receipt.



IHC staining of FFPE human prostate carc...



IHC staining of FFPE human colon with Au...



SDS-PAGE analysis of purified, BSA-free ...