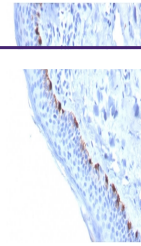

Product Datasheet

TRP1 / Tyrosinase-Related Protein-1 Antibody (orb639983)

Description

It reacts with a 75kDa melanocyte-specific gene



IHC staining of FFPE human skin with TRP...

Species/Host

Mouse

Reactivity

Human

Conjugation

Unconjugated

Tested Applications

ELISA, IHC-P

Immunogen

A recombinant human partial protein (amino acids 257-377) was used as the immunogen for this TRP1 antibody.

Preservatives

0.2 mg/ml with 0.1 mg/ml rAlbumin (US sourced), 0.05% sodium azide

Storage

Store the TRP1 antibody at 2-8°C (with azide) or aliquot and store at -20°C or colder (without azide).

Note

For research use only

Application notes

Optimal dilution of the antibody should be determined by the researcher.

Formula

0.2 mg/ml with 0.1 mg/ml BSA (US sourced), 0.05% sodium azide

Isotype

Mouse IgG2b, kappa

Clonality

Monoclonal

Purity

Protein G affinity chromatography

Uniprot ID

P17643

Hazard Information

This TRP1 antibody is available for research use only.


Dilution Range

ELISA (order BSA-free format for coating), Immunohistochemistry (FFPE): 1-2ug/ml

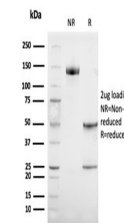
Expiration Date

12 months from date of receipt.

Human Protein Microarray Specificity Validation



Analysis of HuProt (TM) microarray conta...



SDS-PAGE analysis of purified, BSA-free ...