

Product Datasheet

CD45 Antibody (Leukocyte marker) (orb639891)

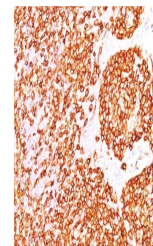
Description

CD45R, also designated CD45 and PTPRC, has been

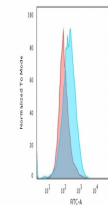
Species/Host	Mouse
Reactivity	Human
Conjugation	Unconjugated
Tested Applications	FACS, IF, IHC-P, WB
Immunogen	Human recombinant full-length CD45 protein was used as the immunogen for the recombinant CD45 antibody.
Preservatives	0.2 mg/ml with 0.1 mg/ml rAlbumin (US sourced), 0.05% sodium azide
Storage	Store the recombinant CD45 antibody at 2-8°C (with azide) or aliquot and store at -20°C or colder (without azide).
Note	For research use only
Application notes	Optimal dilution of the antibody should be determined by the researcher.
Formula	0.2 mg/ml with 0.1 mg/ml BSA (US sourced), 0.05% sodium azide
Isotype	Mouse IgG1, kappa
Clonality	Recombinant
Purity	Protein G affinity chromatography
Uniprot ID	P08575
Hazard Information	This recombinant CD45 antibody is available for research use only.
Dilution Range	Flow cytometry: 1-2ug/million cells, Immunofluorescence: 1-2ug/ml, Western blot: 1-2ug/ml, Immunohistochemistry (FFPE): 1-2ug/ml
Expiration Date	12 months from date of receipt.



Western blot testing of human spleen lys...



IHC staining of FFPE human tonsil with r...



Flow cytometry testing of PFA-fixed huma...