

---


## Product Datasheet

**NGF Receptor Antibody / p75NTR / CD271  
(orb639828)**


**Description**

It recognizes a glycoprotein of 75kDa, identified as

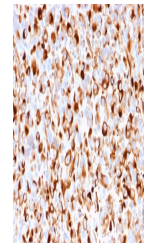
<b>Species/Host</b>	Mouse
<b>Reactivity</b>	Human
<b>Conjugation</b>	Unconjugated
<b>Tested Applications</b>	IHC-P, WB
<b>Immunogen</b>	A recombinant human partial protein (amino acids 281-421) was used as the immunogen for this recombinant NGF Receptor antibody.
<b>Preservatives</b>	0.2 mg/ml with 0.1 mg/ml rAlbumin (US sourced), 0.05% sodium azide
<b>Storage</b>	Store the recombinant NGF Receptor antibody at 2-8°C (with azide) or aliquot and store at -20°C or colder (without azide).
<b>Note</b>	For research use only
<b>Application notes</b>	Optimal dilution of the antibody should be determined by the researcher.
<b>Formula</b>	0.2 mg/ml with 0.1 mg/ml BSA (US sourced), 0.05% sodium azide
<b>Isotype</b>	Mouse IgG1, kappa
<b>Clonality</b>	Recombinant
<b>Purity</b>	Protein G affinity chromatography
<b>Uniprot ID</b>	<b>P08138</b>
<b>Hazard Information</b>	This recombinant NGF Receptor antibody is available for research use only.
<b>Dilution Range</b>	Immunohistochemistry (FFPE): 1-2ug/ml (not suitable for frozen sample testing), Western blot: 1-2ug/ml
<b>Expiration Date</b>	12 months from date of receipt.



Western blot testing of human U-87 cell ...



IHC staining of FFPE human melanoma with...



IHC staining of FFPE human melanoma with...