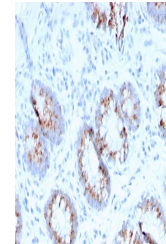


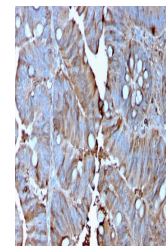
## Product Datasheet

### MerTK Antibody (orb639575)

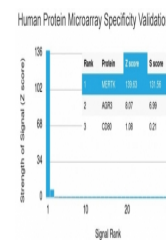
<b>Description</b>	MerTK, also called c-Mer, is a member of the Mer/Axl/Tyro3 receptor kinase family. It is a 984 resid...
<b>Species/Host</b>	Mouse
<b>Reactivity</b>	Human
<b>Conjugation</b>	Unconjugated
<b>Tested Applications</b>	IHC-P
<b>Immunogen</b>	A recombinant human partial protein (amino acids 55-148) was used as the immunogen for the MerTK antibody.
<b>Preservatives</b>	0.2 mg/ml with 0.1 mg/ml rAlbumin (US sourced), 0.05% sodium azide
<b>Storage</b>	Store the MerTK antibody at 2-8°C (with azide) or aliquot and store at -20°C or colder (without azide).
<b>Note</b>	For research use only
<b>Application notes</b>	Optimal dilution of the antibody should be determined by the researcher.
<b>Formula</b>	0.2 mg/ml with 0.1 mg/ml BSA (US sourced), 0.05% sodium azide
<b>Isotype</b>	Mouse IgG2a, kappa
<b>Clonality</b>	Monoclonal
<b>Purity</b>	Protein G affinity chromatography
<b>Uniprot ID</b>	<a href="#">Q12866</a>
<b>Hazard Information</b>	This MerTK antibody is available for research use only.
<b>Dilution Range</b>	Immunohistochemistry (FFPE): 1-2ug/ml
<b>Expiration Date</b>	12 months from date of receipt.



IHC staining of FFPE human colon with Me...



IHC staining of FFPE human colon carcino...



Analysis of HuProt (TM) microarray conta...