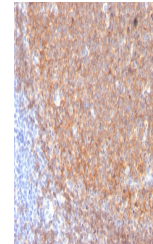


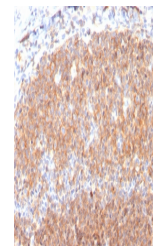
## Product Datasheet

# CD19 Antibody / B-lymphocyte marker (orb639547)

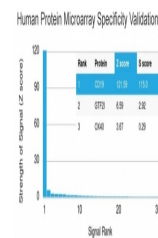
<b>Description</b>	CD19 is a transmembrane glycoprotein that contains two extracellular immunoglobulin-like domains. CD...
<b>Species/Host</b>	Mouse
<b>Reactivity</b>	Human
<b>Conjugation</b>	Unconjugated
<b>Tested Applications</b>	ELISA, IHC-P
<b>Immunogen</b>	A recombinant human partial protein (amino acids 96-281) was used as the immunogen for the CD19 antibody.
<b>Preservatives</b>	0.2 mg/ml with 0.1 mg/ml rAlbumin (US sourced), 0.05% sodium azide
<b>Storage</b>	Store the CD19 antibody at 2-8°C (with azide) or aliquot and store at -20°C or colder (without azide).
<b>Note</b>	For research use only
<b>Application notes</b>	Optimal dilution of the antibody should be determined by the researcher.
<b>Formula</b>	0.2 mg/ml with 0.1 mg/ml BSA (US sourced), 0.05% sodium azide
<b>Isotype</b>	Mouse IgG2b, kappa
<b>Clonality</b>	Monoclonal
<b>Purity</b>	Protein G affinity chromatography
<b>Uniprot ID</b>	<b>P15391</b>
<b>Hazard Information</b>	This CD19 antibody is available for research use only.
<b>Dilution Range</b>	ELISA (order BSA-free format for coating), Immunohistochemistry (FFPE): 1-2ug/ml
<b>Expiration Date</b>	12 months from date of receipt.



IHC staining of FFPE human tonsil with C...



IHC staining of FFPE human tonsil with C...



Analysis of HuProt (TM) microarray conta...