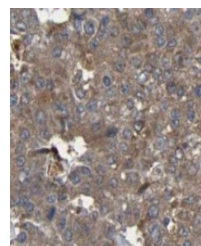


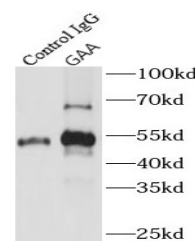
Product Datasheet

GAA antibody (orb627174)


| | |
|----------------------------|---|
| Description | Rabbit polyclonal antibody to GAA |
| Species/Host | Rabbit |
| Reactivity | Human, Mouse, Rat |
| Conjugation | Unconjugated |
| Tested Applications | ELISA, IHC, IP, WB |
| Immunogen | Lysosomal alpha-glucosidase |
| Form/Appearance | liquid |
| Storage | PBS with 0.02% sodium azide and 50% glycerol pH 7.3,-20°C for 24 months(Avoid repeated freeze / thaw cycles.) |
| Note | For research use only |
| Isotype | IgG |
| Clonality | Polyclonal |
| Purity | ≥95% as determined by SDS-PAGE |
| MW | 70-76 kDa |
| Uniprot ID | P10253 |
| Dilution Range | WB: 1:500-1:1000, IP: 1:500-1:1000, IHC-P: 1:20-1:200 |
| Expiration Date | 12 months from date of receipt. |



Immunohistochemistry of paraffin-embedde...



Immunoprecipitation analysis of mouse li...



Western blot analysis of human heart tis...