

---

## Product Datasheet

**Cytokeratin 18 KRT18 Antibody(monoclonal, 7I6)  
(orb623836)**

**Description** Cytokeratin 18 KRT18 Antibody(monoclonal, 716)

**Species/Host** Mouse

**Reactivity** Human

**Conjugation** Unconjugated

**Tested Applications** FC, ICC, IF, IHC, IHC-Fr, WB

**Immunogen** E.coli-derived human Cytokeratin 18 recombinant protein (Position: E204-H430). Human Cytokeratin 18 shares 87.7% and 85.9% amino acid (aa) sequence identity with mouse and rat Cytokeratin 18, respectively.

**Form/Appearance** Lyophilized

**Concentration** Adding 0.2 ml of distilled water will yield a concentration of 500 µg/ml.

**Storage** Store at -20°C for one year from date of receipt. After reconstitution, at 4°C for one month. It can also be aliquotted and stored frozen at -20°C for six months. Avoid repeated freeze-thaw cycles.

**Note** For research use only

**Application notes** Tested Species: In-house tested species with positive results. Other applications have not been tested. Optimal dilutions should be determined by end users. . Add 0.2ml of distilled water will yield a concentration of 500µg/ml.

**Isotype** Mouse IgG1

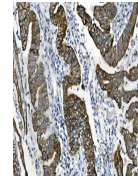
**Clonality** Monoclonal

**MW** 48 kDa

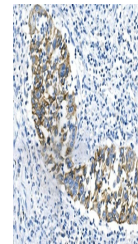
**Uniprot ID** **P05783**

**Sensitivity** > 5000 cells

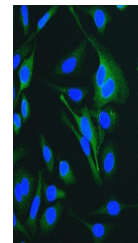
**Expiration Date** 12 months from date of receipt.



IHC analysis of Cytokeratin 18 using ant...



IHC analysis of Cytokeratin 18 using ant...



IF analysis of Cytokeratin 18 using anti...