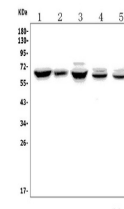


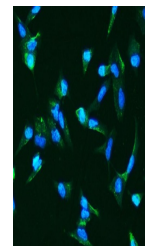
## Product Datasheet

# Angiopoietin-2/ANGPT2 Antibody (orb623786)


<b>Description</b>	Angiopoietin-2/ANGPT2 Antibody
<b>Species/Host</b>	Rabbit
<b>Reactivity</b>	Human, Mouse, Rat
<b>Conjugation</b>	Unconjugated
<b>Tested Applications</b>	ELISA, FC, ICC, IF, IHC, WB
<b>Immunogen</b>	E.coli-derived human Angiopoietin-2/ANGPT2 recombinant protein (Position: N357-K404).
<b>Form/Appearance</b>	Lyophilized
<b>Concentration</b>	Adding 0.2 ml of distilled water will yield a concentration of 500 µg/ml.
<b>Storage</b>	Store at -20°C for one year from date of receipt. After reconstitution, at 4°C for one month. It can also be aliquotted and stored frozen at -20°C for six months. Avoid repeated freeze-thaw cycles.
<b>Note</b>	For research use only
<b>Application notes</b>	Tested Species: In-house tested species with positive results. Other applications have not been tested. Optimal dilutions should be determined by end users. . Add 0.2ml of distilled water will yield a concentration of 500ug/ml.
<b>Isotype</b>	Rabbit IgG
<b>Clonality</b>	Polyclonal
<b>MW</b>	66 kDa
<b>Uniprot ID</b>	<a href="#">O15123</a>
<b>Expiration Date</b>	12 months from date of receipt.



WB analysis using anti-ANGPT2 antibody.L...



IF analysis of ANGPT2 using anti-ANGPT2 ...



Flow Cytometry analysis of HeLa cells US...