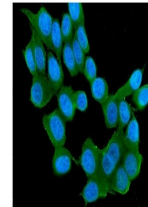


Product Datasheet

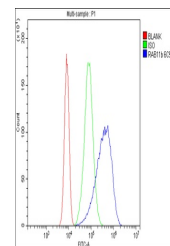
RAB11B Antibody (monoclonal, 6C5) (orb623777)

Description	RAB11B Antibody (monoclonal, 6C5)
Species/Host	Mouse
Reactivity	Human, Mouse, Rat
Conjugation	Unconjugated
Tested Applications	FC, ICC, IF, WB
Immunogen	A synthetic peptide corresponding to a sequence of human RAB11B (QKQIADRAAHDESPGNNVVDISVPPTTDGQKPNKLQCC).
Form/Appearance	Lyophilized
Concentration	Adding 0.2 ml of distilled water will yield a concentration of 500 µg/ml.
Storage	Store at -20°C for one year from date of receipt. After reconstitution, at 4°C for one month. It can also be aliquotted and stored frozen at -20°C for six months. Avoid repeated freeze-thaw cycles.
Note	For research use only
Application notes	Tested Species: In-house tested species with positive results. Other applications have not been tested. Optimal dilutions should be determined by end users. . Add 0.2ml of distilled water will yield a concentration of 500µg/ml.
Isotype	Mouse IgG2b
Clonality	Monoclonal
MW	24 kDa
Uniprot ID	Q15907
Sensitivity	> 5000 cells
Expiration Date	12 months from date of receipt.

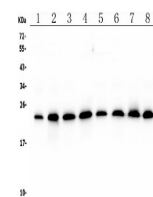


IF analysis of RAB11B using anti-RAB11B

...



Overlay histogram showing Caco-2 cells s...



WB analysis using anti-RAB11B antibody.L...