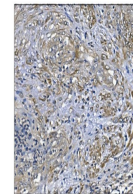


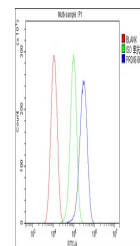
Product Datasheet

PRDX6 Antibody (monoclonal, 6I8) (orb623773)

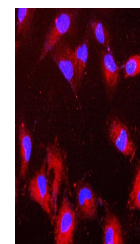
Description	PRDX6 Antibody (monoclonal, 6I8)
Species/Host	Mouse
Reactivity	Human, Mouse, Rat
Conjugation	Unconjugated
Tested Applications	FC, ICC, IF, IHC, WB
Immunogen	E.coli-derived human Peroxiredoxin 6 recombinant protein (Position: E15-P224). Human Peroxiredoxin 6 shares 90% and 91% amino acid (aa) sequence identity with mouse and rat Peroxiredoxin 6, respectively.
Form/Appearance	Lyophilized
Concentration	Adding 0.2 ml of distilled water will yield a concentration of 500 µg/ml.
Storage	Store at -20°C for one year from date of receipt. After reconstitution, at 4°C for one month. It can also be aliquotted and stored frozen at -20°C for six months. Avoid repeated freeze-thaw cycles.
Note	For research use only
Application notes	Tested Species: In-house tested species with positive results. Other applications have not been tested. Optimal dilutions should be determined by end users. . Add 0.2ml of distilled water will yield a concentration of 500µg/ml.
Isotype	Mouse IgG2b
Clonality	Monoclonal
MW	25035 MW
Uniprot ID	P30041
Expiration Date	12 months from date of receipt.



IHC analysis of PRDX6 using anti-PRDX6 a...



Overlay histogram showing HeLa cells sta...



IF analysis of PRDX6 using anti-PRDX6 an...