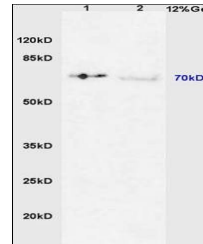


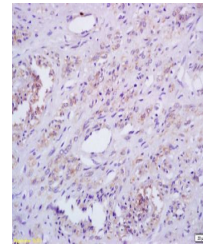
Product Datasheet

IRAK1 (phospho-Thr387) antibody (orb6223)

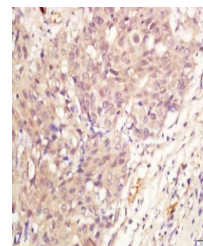
Description	IRAK1 (phospho-Thr387) antibody
Species/Host	Rabbit
Reactivity	Human, Mouse, Rat
Conjugation	Unconjugated
Tested Applications	FC, IHC-P, WB
Immunogen	KLH conjugated Synthesised phosphopeptide derived from human IRAK1 around the phosphorylation site of Thr387 (RG(p-T)LA)
Target	Phospho-IRAK1 (Thr387)
Preservatives	0.01M TBS(pH7.4) with 1% rAlbumin, 0.03% Proclin300 and 50% Glycerol.
Form/Appearance	Liquid
Concentration	1mg/ml
Storage	Shipped at 4°C. Store at -20 °C for one year. Avoid repeated freeze/thaw cycles.
Note	For research use only
Isotype	IgG
Clonality	Polyclonal
MW	78 kDa
Uniprot ID	Q62406
Dilution Range	WB=1:500-2000, IHC-P=1:100-500, Flow-Cyt=0.2µg /Test, IHC-F=1:100-500, IF=1:100-500, ELISA=1:5000-10000
Expiration Date	12 months from date of receipt.



Western blot analysis of mouse liver lys...



Immunohistochemical staining of human ce...



Immunohistochemical staining of human lu...